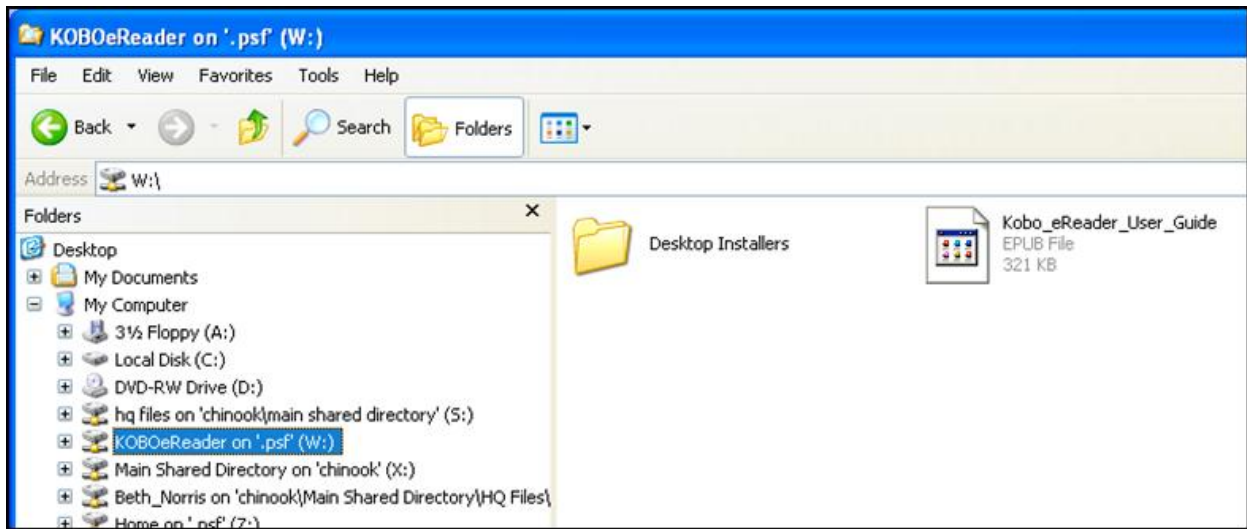


Downloading Digital Books to your Kobo eReader

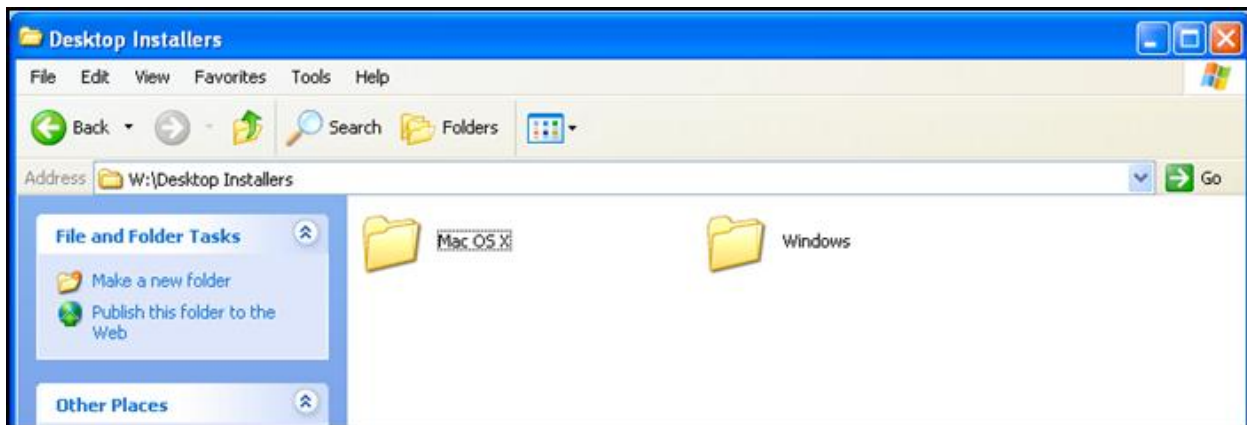
Step 1: Use the USB cable that came with your Kobo eReader to connect it to your personal computer.

Step 2: If a window does not open to launch the software install, open the Kobo eReader as a drive in “My Computer.”

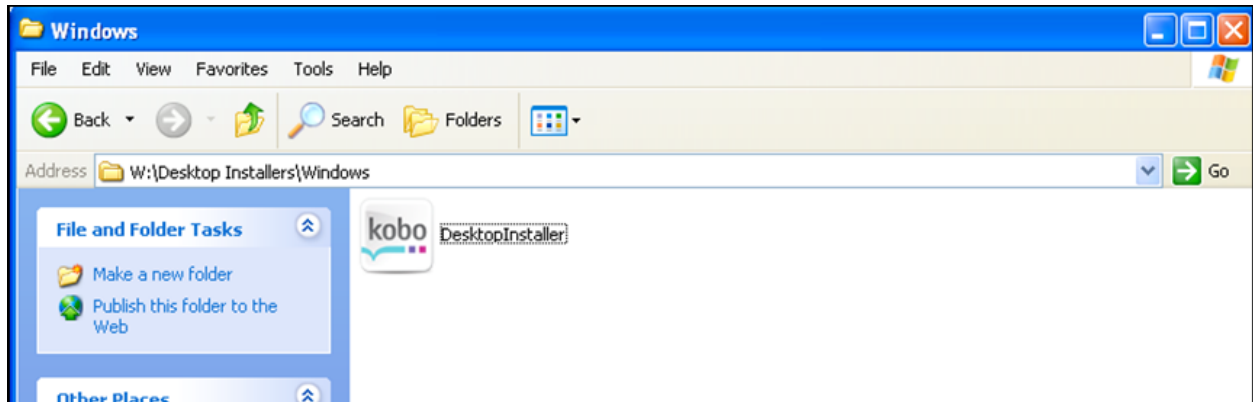
Click on the “Desktop Installers” folder.



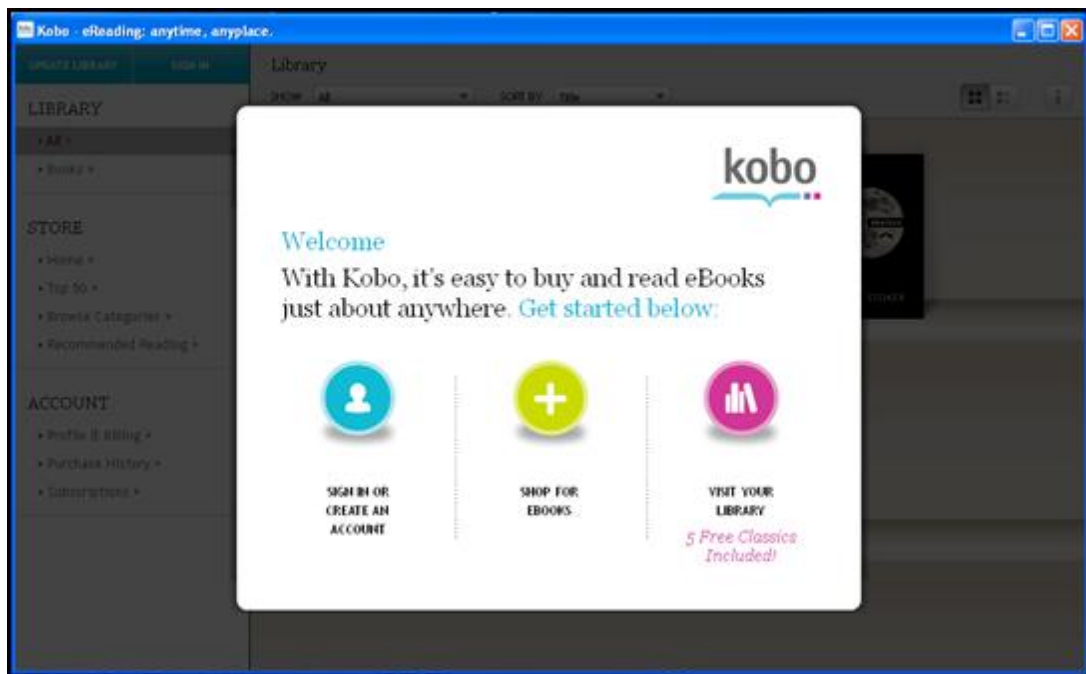
Step 3: Click the correct folder for your computer— Mac OS X or Windows for a PC.




Step 4: Click on the Kobo “DesktopInstaller” to begin the downloading process.



Step 5: Once the Kobo software has finished downloading, it will launch. You can “Sign In or Create An Account” at this time, but it is not necessary to borrow books from your library. Close this window once you are finished.



Step 6: Visit TRACpac (www.tracpac.ab.ca), and click on “Overdrive”



Step 7: Click on “Adobe Digital Editions” and download this software



After Adobe Digital Editions installs, you will be prompted to enter an Adobe ID to authorize your computer. Enter either an existing Adobe ID or follow the instructions to create a new one.

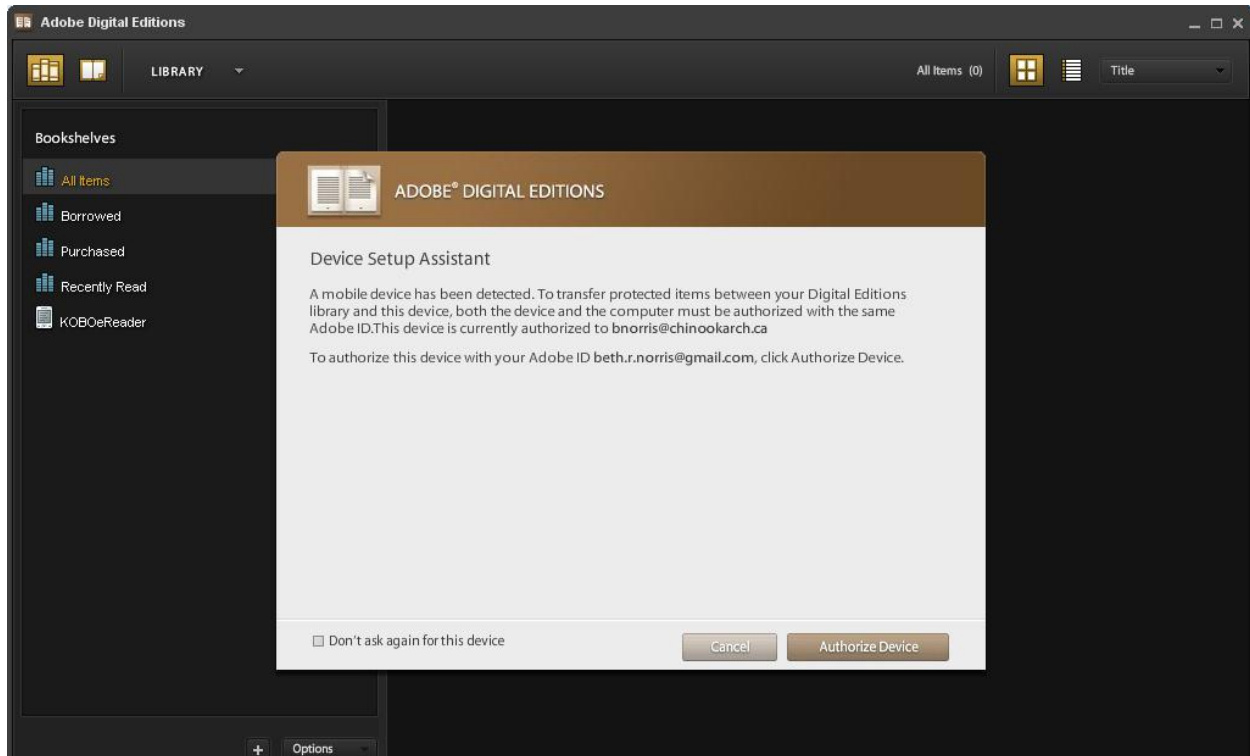
Step 8: When you open your Adobe Digital Editions, you will be asked to authenticate your Kobo eReader.

If this does not automatically pop up go to your Kobo device. You will be asked:

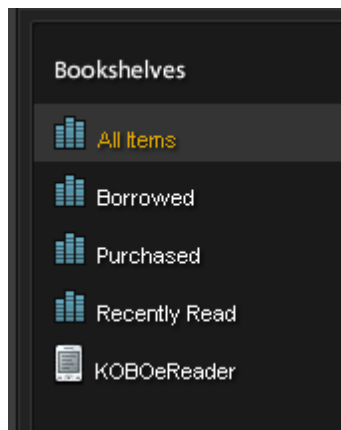
What do you want to do?

Keep reading OR manage library

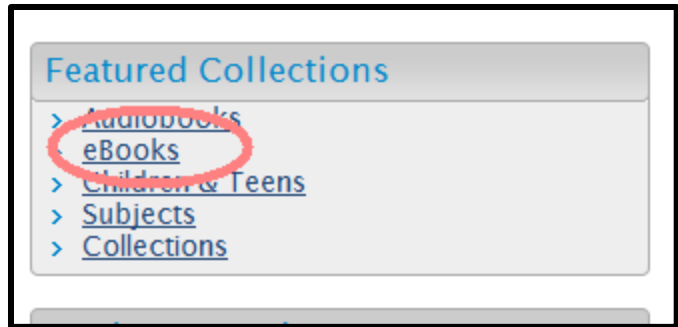
Choose “manage library”.



Step 9: Once you have authenticated your Kobo, it should appear under your “Bookshelves” in Adobe Digital Editions.



Step 10: Click on “e-books”

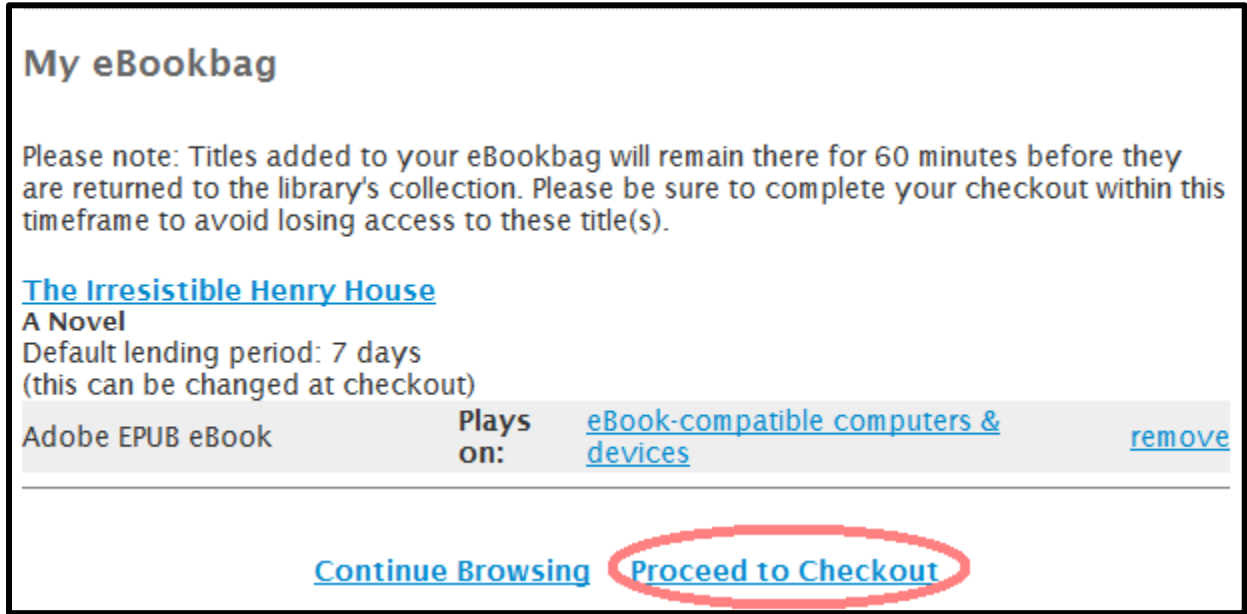


Step 11: Find the e-book that you would like to check out.

Step 12: Click “Add to e-bookbag” to begin the check-out process.



Step 13: Click on “Proceed to checkout”



Step 14: Access to digital books is limited to library patrons only. Sign in with your library card number and PIN to proceed.

Login to

Access to this site is limited to library patrons only.

to sign in, please enter your Username or Barcode and personal identification number (PIN) below. *Your PIN is the same number that you use to log in to TRACpac.*

Username or Barcode

PIN

Step 15: Confirm your checkout and select whether you would like a lending period of 7 days or 14 days. Then click “Confirm check out”

Check Out

Please review and confirm the selections and, if desired, change the lending period(s) before proceeding with check out.

Note that in order to use digital media, you must download and install the appropriate digital software before downloading the title to your machine.

[The Irresistible Henry House](#)

A Novel

Lending period: 7 day checkout ▾

Adobe EPUB eBook	Plays on:	eBook-compatible computers & devices	remove
------------------	-----------	--	------------------------


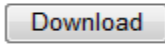
Important notes:

- You may check out a maximum of 5 titles at one time
- You currently have 0 title(s) checked out
- You will have 4 title(s) remaining after checking out the selected title(s)

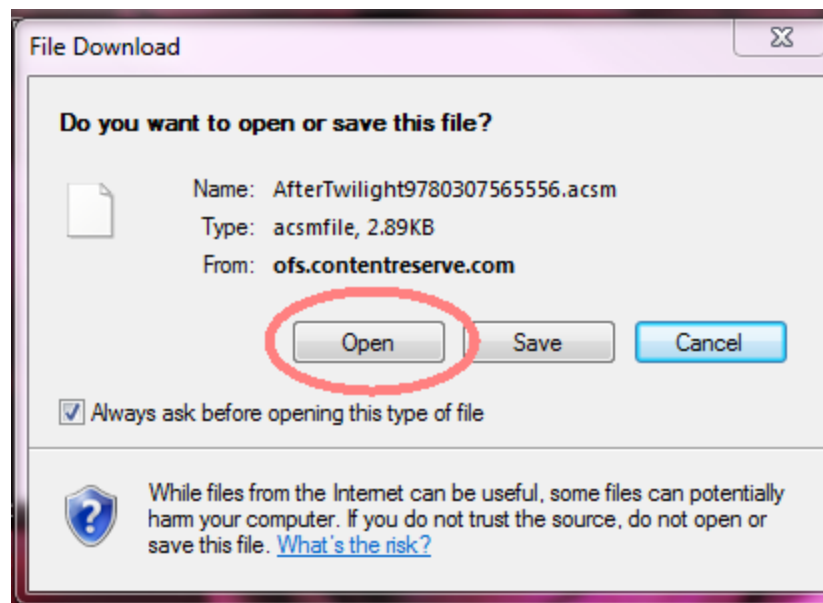
Step 16: Click “download” to move this title onto your computer

Download

The following title(s) are now available for download:

	The Irresistible Henry House A Novel	Checked out on: Mar 01, 2011 Expires on: Mar 08, 2011
	Adobe EPUB eBook (2056 kb)	
	Click here to download the software needed to use this Adobe EPUB eBook title.	
		

Step 17: A window will pop up asking you to either open or save this title. Select “open”



Step 18: The downloaded title will open in Adobe Digital Editions.

Step 19: To add this title to your Kobo simply 'drag and drop' the downloaded title from the Library list onto the Reader.

Step 20: Disconnect your Kobo reader from the computer. Enjoy reading your book!